

*tempest*  
yacht tenderline

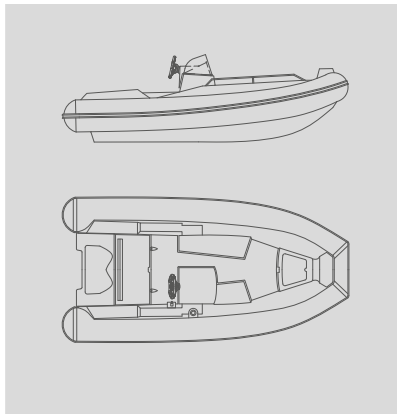




tempest460/410

#### TECHNICAL FEATURES

<b>LENGTH O.A.</b>	<b>4,57/4,10 mt</b>
<b>BEAM O.A.</b>	<b>2,17/2,08 mt</b>
<b>TUBE DIAMETER</b>	<b>0,48/0,45 mt max</b>
<b>WEIGHT (approx.)</b>	<b>280/260 kg</b>
<b>MAX PEOPLE ON BOARD</b>	<b>N° 7/6</b>
<b>ENGINES</b>	<b>1 L</b>
<b>MAX POWER</b>	<b>70/60 HP</b>
<b>CERTIFICATION CE</b>	<b>C</b>
<b>TUBE</b>	<b>Neoprene-Hypalon ORCA®1100 dtex</b>



#### STD EQUIPMENT

CONSOLE DI GUIDA/STEERING CONSOLE - CUSCINERIA DI PRUA/FORE SUNDECK CUSHIONS  
 GONFIATORE/INFLATING PUMP - LUCI DI NAVIGAZIONE/NAVIGATION LIGHTS - PAGAIE/PADDLES  
 PANCA GUIDA VTR/GRP STEERING BENCH - PANNELLO ELETTRICO/ELECTRIC PANEL - PARABREZZA/WINDSCREEN  
 POMPA DI SENTINA AUTOMATICA/AUTOMATIC BILGE PUMP  
 RIVESTIMENTO FLEXITEEK TRINCARINI/FLEXITEEK COVERING ON STRINGERS - SCALETTA/LADDER  
 SERBATOIO BENZINA/FUEL TANK (CIRCA/APPROX 75 LT TEMPEST 460 - 60 LT TEMPEST 410)

#### OPT EQUIPMENT

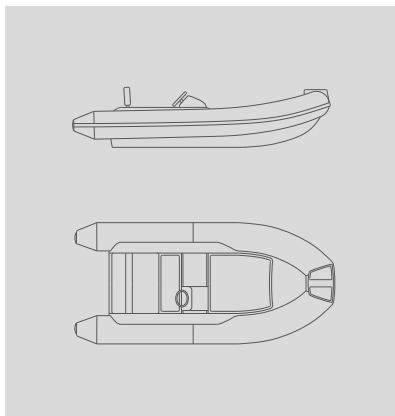
RIVESTIMENTO FLEXITEEK POZZETTO/FLEXITEEK COVERING ON COCKPIT - TELO RICOVERO/BOAT STORAGE COVER



tempest360/340

#### TECHNICAL FEATURES

<b>LENGTH O.A.</b>	<b>3,60/3,40 mt</b>
<b>BEAM O.A.</b>	<b>1,80 mt</b>
<b>TUBE DIAMETER</b>	<b>0,45 mt max</b>
<b>WEIGHT (approx.)</b>	<b>200 kg</b>
<b>MAX PEOPLE ON BOARD</b>	<b>N° 5</b>
<b>ENGINES</b>	<b>1 L</b>
<b>MAX POWER</b>	<b>40 HP</b>
<b>CERTIFICATION CE</b>	<b>C</b>
<b>TUBE</b>	<b>Neoprene-Hypalon ORCA®1100 dtex</b>



#### STD EQUIPMENT

CONSOLE DI GUIDA/STEERING CONSOLE - CUSCINERIA DI PRUA/FORE SUNDECK CUSHIONS  
 GONFIATORE/INFLATING PUMP - LUCI DI NAVIGAZIONE/NAVIGATION LIGHTS  
 MUSONE DI PRUA IN VTR/GRP BOW ROLLER - PAGAIE/PADDLES - PANCA GUIDA VTR/GRP STEERING BENCH  
 PANNELLO ELETTRICO/ELECTRIC PANEL - POMPA DI SENTINA AUTOMATICA/AUTOMATIC BILGE PUMP  
 RIVESTIMENTO FLEXITEEK TRINCARINI/FLEXITEEK COVERING ON STRINGERS  
 RIVESTIMENTO FLEXITEEK POZZETTO/FLEXITEEK COVERING ON COCKPIT (TEMPEST 360) - SCALETTA/LADDER  
 SERBATOIO BENZINA/FUEL TANK (CIRCA/APPROX 40 LT)

#### OPT EQUIPMENT

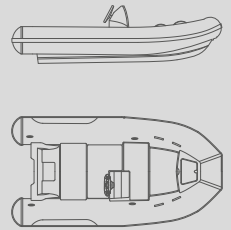
RIVESTIMENTO FLEXITEEK POZZETTO/FLEXITEEK COVERING ON COCKPIT (TEMPEST 340)  
 TELO RICOVERO/BOAT STORAGE COVER



tempest340<sup>LE</sup>

#### TECHNICAL FEATURES

LENGTH O.A.	3,40 mt
BEAM O.A.	1,80 mt
TUBE DIAMETER	0,45 mt max
WEIGHT (approx.)	150 kg
MAX PEOPLE ON BOARD	N° 5
ENGINES	1L
MAX POWER	40 HP
CERTIFICATION CE	C
TUBE	Neoprene-Hypalon ORCA®1100 dtex



#### STD EQUIPMENT

CONSOLE DI GUIDA/STEERING CONSOLE - CUSCINERIA DI PRUA (SOLO PUNTALE)  
 /FORE SUNDECK CUSHIONS (BIG FRONT CUSHION ONLY)  
 GONFIATORE/INFLATING PUMP - LUCI DI NAVIGAZIONE/NAVIGATION LIGHTS - PAGAIE/PADDLES  
 PANCA GUIDA IN VTR/GRP STEERING BENCH - PANNELLO ELETTRICO/ELECTRIC PANEL  
 POMPA DI SENTINA AUTOMATICA/AUTOMATIC BILGE PUMP

#### OPT EQUIPMENT

SCALETTA/LADDER - TELO RICOVERO/BOAT STORAGE COVER



TE360

TE310

TE275/250

tempesttenderline

#### TECHNICAL FEATURES

	TE360	TE310	TE275	TE250	TE220	
LENGTH O.A.	3,60	3,10	2,75	2,50	2,18	mt
BEAM O.A.	1,75	1,51	1,54	1,54	1,36	mt
TUBE DIAMETER	0,45	0,40	0,40	0,40	0,39	mt max
WEIGHT (approx.)	90	65	55	51	45	kg
MAX PEOPLE ON BOARD	5	5	4	4	3	N°
ENGINES	1S	1S	1S	1S	1S	
MAX POWER	25	15	8	4	4	HP
CERTIFICATION CE	C	C	C	C	D	
TUBE	Neoprene-Hypalon ORCA®1100 dtex					

#### STD EQUIPMENT

GONFIATORE/INFLATING PUMP - PAGAIE/PADDLES

#### OPT EQUIPMENT

PANCA GUIDA IN LEGNO/WOODEN STEERING BENCH  
 TELO RICOVERO/BOAT STORAGE COVER

